

Technical data sheet



Spheres and hemispheres

Spheres and hemispheres made of colored EPDM granules glued together with polyurethane glue. They are used in recreation areas such as: playgrounds, city parks, green areas. They create places of play and relaxation. They can be used both as an element to practice balance, dexterity and as a place of integration. They look best in groups placed on a safe surface or grass. The spheres and hemispheres are made of a material that can be recycled at the end of its life.

1. Material

Rubber granules: EPDM granules and recycled rubber granules SBR

Binding agent: MDI polyurethane (+/- 15%)

2. Characteristic

Colors: depending on the color of the EPDM granulate

Surface: smooth with open pores
(in the case of a sphere, a weld/joint in the center of the sphere may be visible)

3. Dimensions/properties

Diameter: 350 mm, 500 mm, 700 mm

Ball weight: +/- 18,8kg, 51,4kg, 132,2kg

Halfball weight: +/- 9,4kg, 25,7kg, 66,1kg

Dimension tolerance: +/-1%

Steel anchor diameter: Ø 42,4 mm

4. Test data

The product is certified according to the PN EN 1176-1:2017 standard

5. Age group

3-12 years (children under adult supervision)



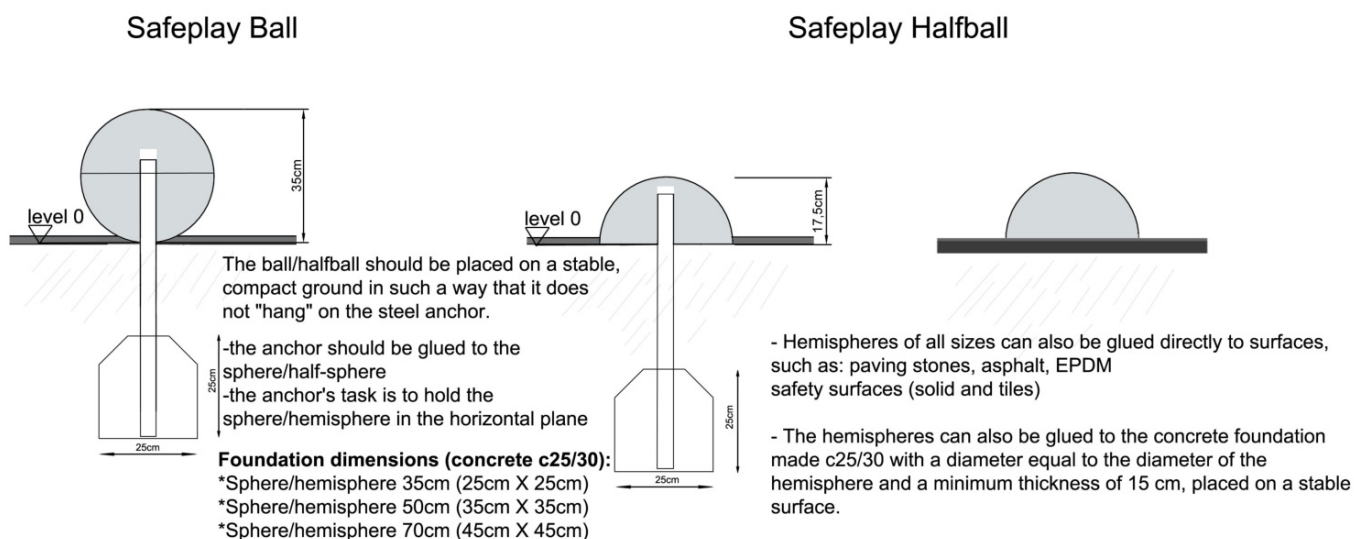
6. Installation

The installation takes place on the base layer, which must be stable and resistant to freezing.

Installation takes place using an anchor in the form of a steel pipe inserted into wet C25/C30 concrete located on a stable ground. See drawings below.

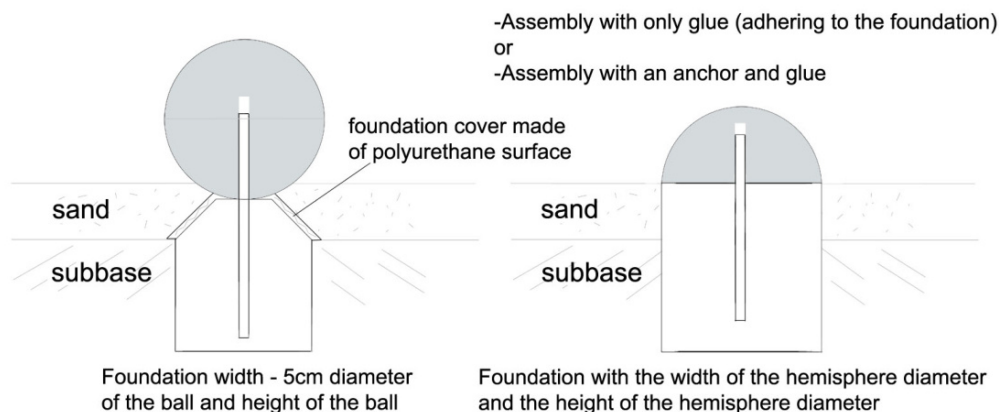
Note: The sphere and hemisphere must not "hang" on the anchor. It must stand stably on the ground or concrete footing. For this purpose, when placing the sphere or hemisphere on the steel anchor, it is recommended to leave a free space between the anchor and the end of the mounting hole (see figure below).

Installation with an anchor:



The drawing shows the method of assembling a sphere/hemisphere with a concrete foundation and an anchored steel pipe
*applies to a sphere/hemisphere with a diameter of 35cm (foundation 25cm x 25cm)

Installation of a sphere or a hemisphere in a loose surface



Note: The delivery includes a sphere/hemisphere (optional steel anchor and glue). Standalone installation is expected.

Be especially careful when incompletely assembling, disassembling or performing maintenance.

7. Maintenance


We remove impurities on an ongoing basis using a soft brush or a vacuum cleaner.

If, due to weather conditions, an organic tarnish or moss appears on the surface, it is recommended to clean it with water using a garden washer, without the use of chemicals. Attention! The water pressure must not be too high. The distance from the water jet to the surface should be at least 20 cm, and the water temperature should not exceed 60 ° C.

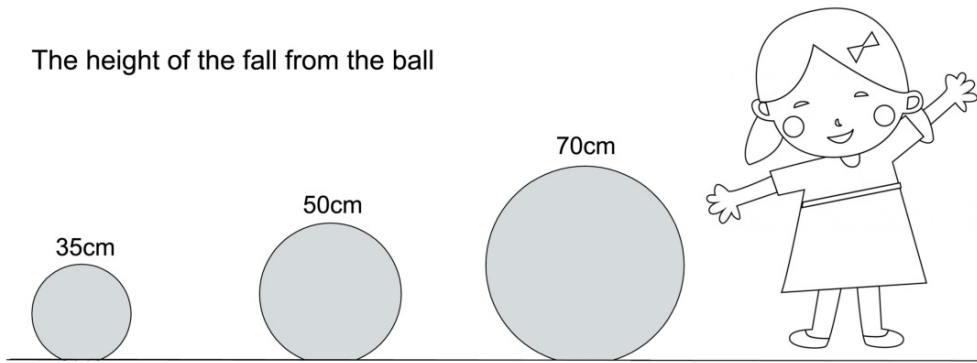
8. Device control

In order to ensure safety, visual inspection of the product should be carried out by visual inspection at least once every seven days. During this period, check that the product is not dirty, that there are no loose elements and that the anchoring is correct. The annual inspection should include a functional check such as weekly with a record of the general condition of the product

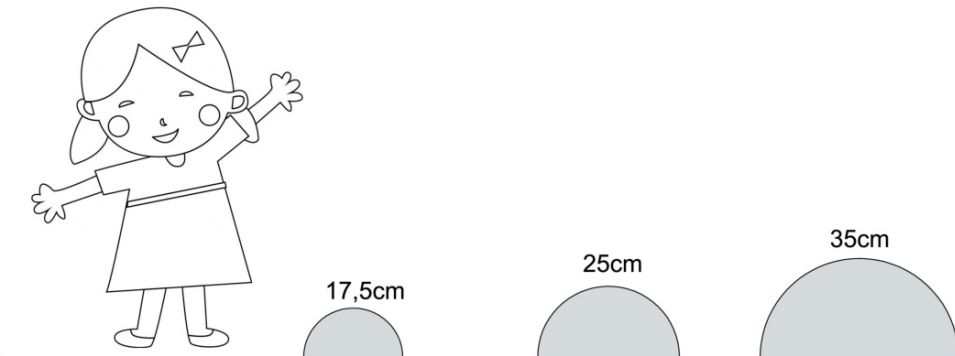
RAL colors of EPDM granulates (illustrative photo - colors may slightly differ)



The height of the fall from the ball

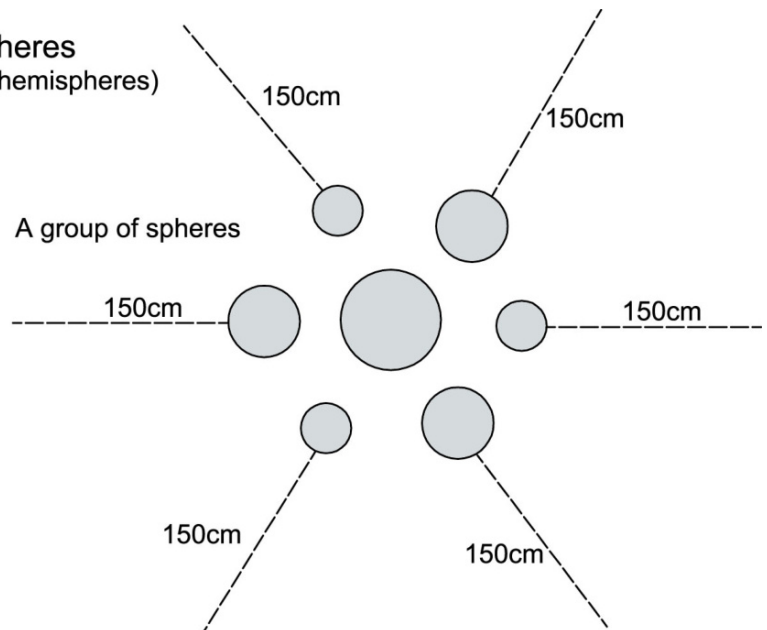
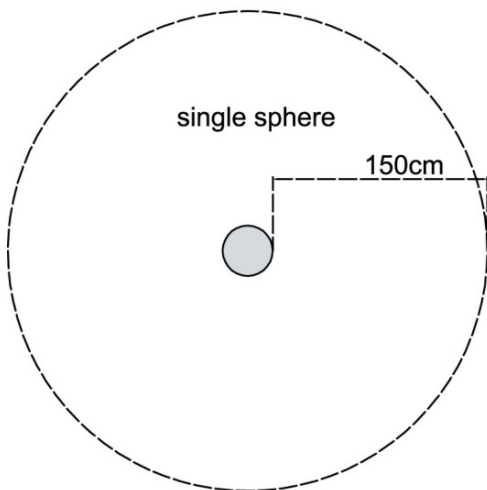


The height of the fall from the halfball



Note - In the case of a ball with a diameter of 70 cm in the fall zone, a safe surface must be provided, with a minimum of turf and soil

The safe zone of the spheres and hemispheres
(at least 150 cm from the outside of the sphere or hemispheres)



Note: The product can be placed in various configurations, when a group of several pieces is placed next to each other and their HIC \leq 150 cm, the zone is 150 cm and is always determined from the extreme part of the sphere or hemisphere.